

Home Composting Toolkit

All templates mentioned in this toolkit are available for download:
www.zerowastescotland.org.uk/partners



Videos	3
Leaflet	4
Social Media Posts	6
Infographic	8
Web buttons	9

In Scotland over 80% of households have access to a food waste collection, helping people reduce the amount of waste sent to landfill, saving precious resources and creating jobs. For certain rural parts of Scotland a food waste collection is not yet feasible to roll out, however it is still important to help residents play their part and reduce the amount of food waste they are disposing of.

Zero Waste Scotland has created this guide to help Scottish local authorities communicate to householders that don't have food waste collections. Two thirds of the food that gets thrown away could have been eaten, so check out the Love Food Hate Waste materials on our Partners site to help householders reduce their avoidable food waste by planning, portioning and storing food better. As not all food waste is avoidable we have created a range of Home Composting collateral to help householders compost at home, creating an outlet for unavoidable food waste and other items from the house and garden.

The communication materials are all downloadable from the Partners website and ready for use within your Local Authority area.

Important. All Recycle for Scotland materials must be printed on recycled stock. Please include the stock's environmental accreditation(s) on the back cover of leaflets or inside the margin on single sided communications, ie. a poster, in a minimum 7pt font size.

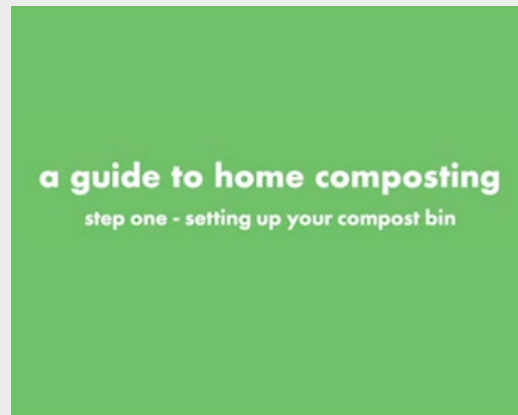
For further guidance, please contact the Zero Waste Scotland Communications Team:
support@recycleforscotland.com

Home Composting Videos

3

If a picture is worth a thousand words imagine what a video must be! Zero Waste Scotland have produced a suite of 5 step by step videos to talk people through home composting.

The videos cover everything from the basics of setting up a home composting bin, to what household items can be composted and the best part of what to do with the resulting compost. The videos can be used on your website, shared on your social media channels or simply linked to on the Recycle for Scotland website.



Home Composting Leaflet

4

This four page leaflet is a great way to explain the benefits of composting to residents and talk through the stages of composting at home. It can be either printed or used as a downloadable pdf leaflet from your website. You can also provide the leaflet as a link to the Recycle For Scotland website.



Templates are available to download in Adobe InDesign format:
www.zerowastescotland.org.uk/partners

Why compost?

Home composting is a great way to transform food waste that would have gone in the bin into nutrient rich food for your garden. Not only will your household rubbish bin be less full – saving your council money in disposal costs - but you will also save money on fertilizers and compost for your garden by making your own!

Did you know?

Almost half the food waste in the average rubbish bin could have been home composted?

Benefits of composting at home:

- It reduces waste sent to landfill and saves space in your household bin
- It saves money by reducing the need to buy compost.
- It provides a free soil conditioner that will help improve the health of plants and flowers in your garden
- It is better for the environment. When waste is sent to landfill, air cannot get your food and garden waste, as the waste breaks down it creates harmful greenhouse gases which damages our atmosphere.

What can I compost?

Like any recipe, your compost relies on the right ingredients to make it work. The key to good compost lies in getting the mix right. Your compost can be made from both kitchen and garden waste.

Yes

Kitchen Waste

- ✓ Fruit scraps and vegetable peelings
- ✓ Tea leaves and coffee grounds
- ✓ Egg shells
- ✓ Paper items inc. scrunched up cardboard, egg boxes, toilet roll tubes, cereal boxes and unwanted mail

Garden Waste

- ✓ Cut flowers
- ✓ Garden and house plants
- ✓ Grass cuttings
- ✓ Young annual weeds
- ✓ Shredded twigs
- ✓ Hedge trimmings
- ✓ Straw and hay
- ✓ Wood chippings and sawdust
- ✓ Bedding from vegetarian pets

No

Keep these out!

Certain things should never be placed in your bin. Do not put in...

- ✗ Cooked vegetables
- ✗ Meat
- ✗ Dairy products
- ✗ Diseased plants
- ✗ Dog poo or cat litter
- ✗ Nappies

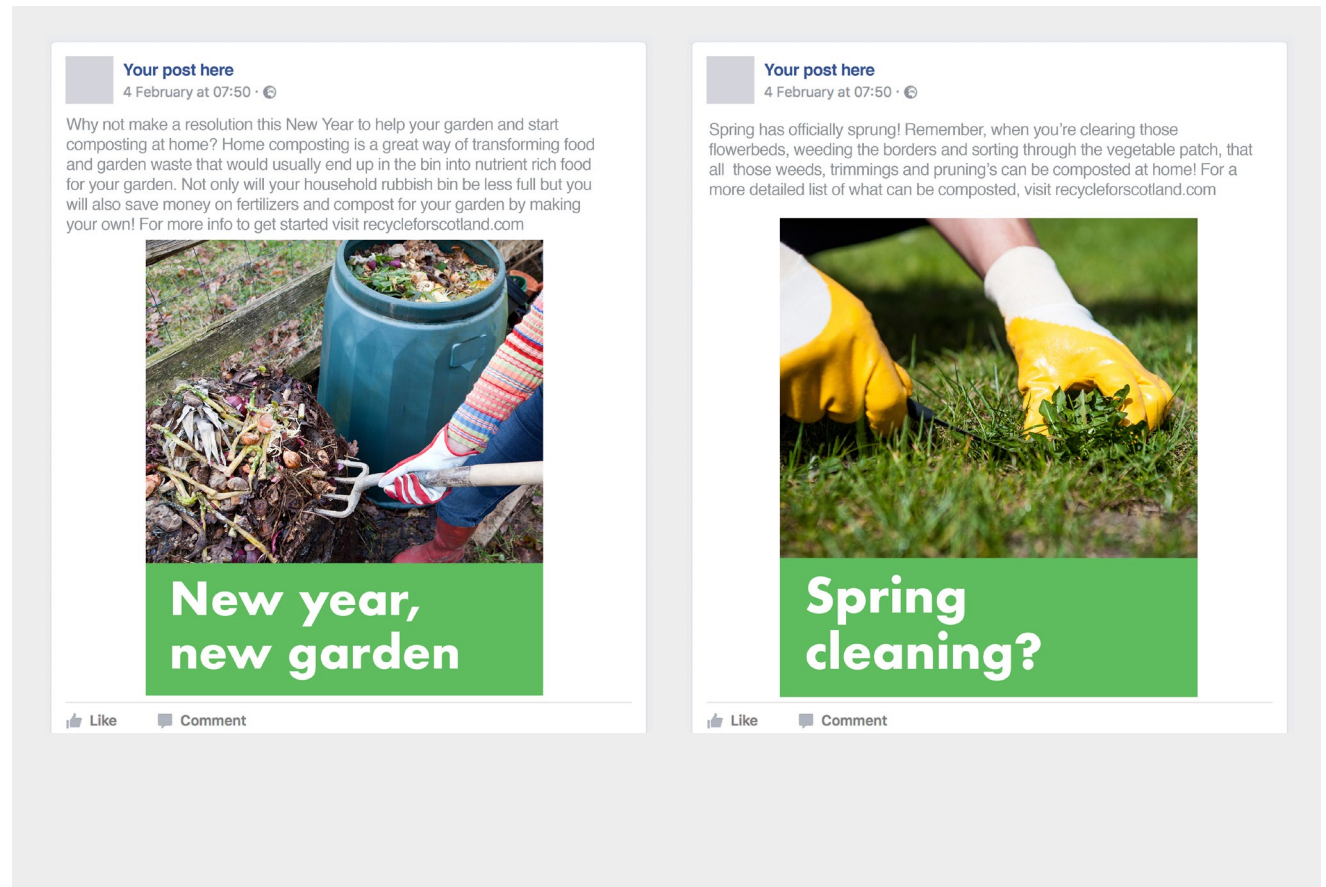


Inside of leaflet

Home Composting Social Media Posts

6

Use these seasonal posts and graphics to promote home composting all year round.

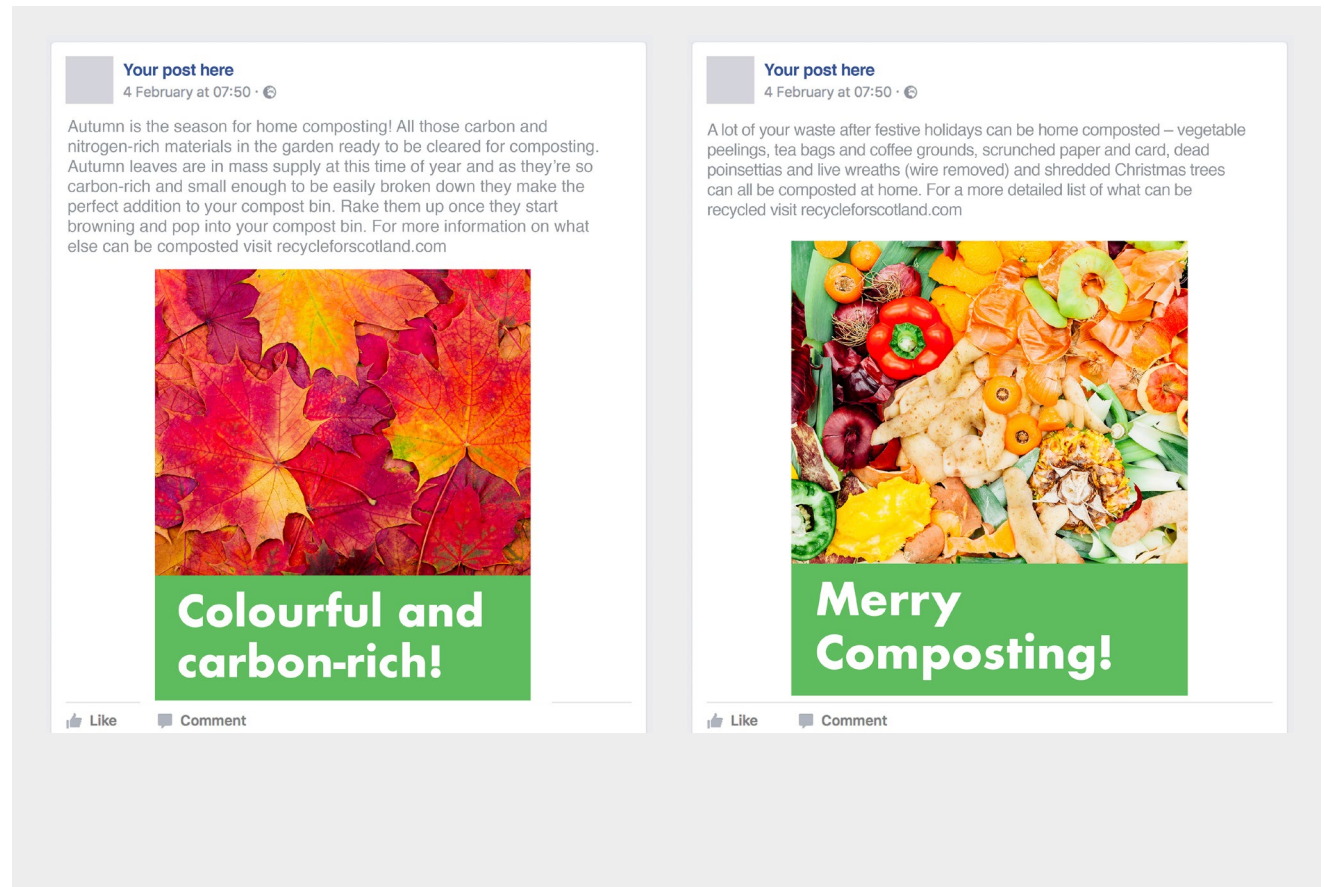


Templates are available to download:
www.zerowastescotland.org.uk/partners

Home Composting Social Media Posts

7

Use these seasonal posts and graphics to promote home composting all year round.



Templates are available to download:
www.zerowastescotland.org.uk/partners

Home Composting Infographic

8

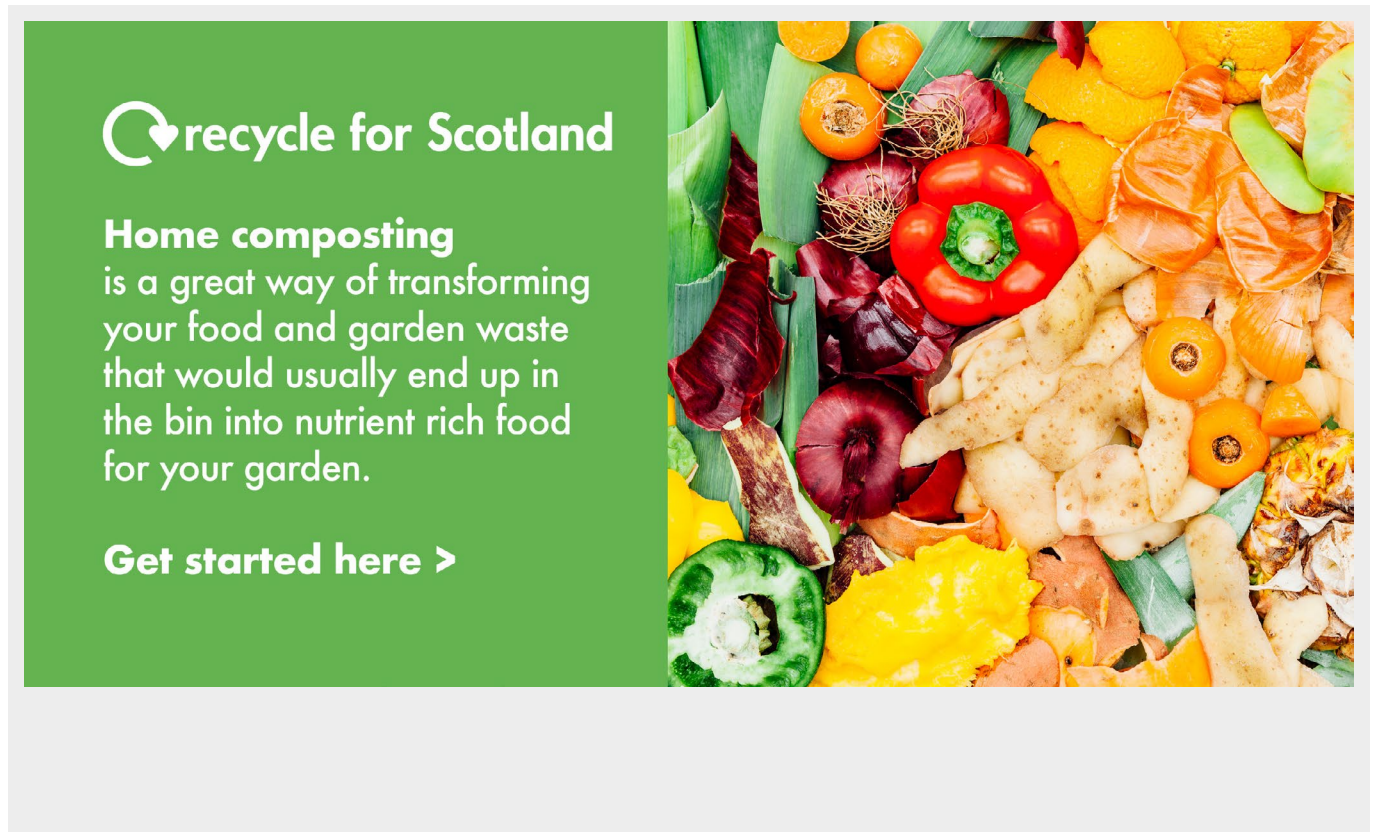
This straight forward infographic can be used to explain to the public in simple steps how to set up a composting bin at home. This can be used in isolation on a website or in your social media, or as part of a wider communication in a leaflet or mailer.



Home Composting Web Button

9

This GIF web button can be used on your website or as part of your social media and can be used to link to further home composting information on the Recycle for Scotland website.



Templates are available to download:
www.zerowastescotland.org.uk/partners

Further support

Please contact us, requesting 'Recycle for Scotland support',
if you have any questions about these materials or need further support.

support@recycleforscotland.com



A Zero Waste Scotland initiative
Ground Floor Moray House Forthside Way Stirling FK8 1QZ

